




The Garden Spray



Bulletin of the Men's Garden Club of Minneapolis, Inc.

Affiliated with The Gardeners of America and the Minnesota State Horticultural Society

April 2001, Volume 59, Number 4

April 10 Dinner Meeting

Dinner: 6:30 PM ; Business: 7:00 PM ; Program: 7:30 PM

Location: Lake Harriet United Methodist; 49th and Chowen Avenue South

Cost: \$9.00 if reserved in advance, \$10.00 at the door if extra meals are available.

Reservations are necessary.

Call in your reservation if you are not on the permanent reservations list.

See page 11 for reservation and cancellation details.

The Program--The Lyndale Park Gardens & the Perennial Trial Garden

We won't have tea for two but we will have a program by two.

This joint presentation will be by Mary Lerman, Coordinator of Horticulture Programs for the Minneapolis Parks and Recreation Board and Neil Anderson, Assistant Professor of Floriculture at the University of Minnesota. Mary will provide a brief slide presentation showing how Lyndale Park and its gardens were created. Time frame: 1885- present. Neil and Mary will then provide a brief history of the Lyndale Park Perennial Trial Garden plus a report on the most recent plant evaluations. This will be followed by a discussion on what plants will be installed this year. They will also discuss the potential for additional trials from All America Selections (AAS). AAS has just this week announced a plan to trial perennials and biennials. Time for questions and discussion will be included.



*Lyndale Park Rock Garden
Photo By Chuck*

Future Club Events

April 10: Dinner meeting

May 8: Plant Sale & Auction

June 12: Dinner meeting-Containers

July 19-22: National Convention

August 12: Club Tour


August 18-19: Flower, Food & Foto Show

September 11: Dinner meeting

October 9: Dinner Meeting

November 13: Dinner meeting

December 4: Holiday Party



Editorial Enticements

By Chuck Carlson, Editor

I just ran across a list of the Perennial Plants of the Year and flashes of electrical energy went through my mind. Could these be arranged into one flower bed? It could be a dedication to the 20th Century. It would start with the whites of the Phlox stolonnifera and the Penstemon 'Huskers Red. The blues of Veronica 'Sunny Border Blue', Scabiosa 'Butterfly Blue' and the wispy Perovskia (commonly called Russian Sage). You can then give a little color with the pink of the Astilbe 'Sprite' and the deep rose pink petals of Echinacea 'Magnus'. Now throw a little purple accent of the purple-red leaves of Heuchera 'Palace Purple' and the deep violet-blue flowers of Salvia 'May night'. To emphasize these muted tones one can then add the gold of Rudibeckia 'Goldstrum' and the light yellow flowers of the fine textured foliage of the Coreopsis 'Moonbeam' Not only will you have a nice perennial bed, It can be called the perennial bed of the last decade of the 1900's



So put that snow out of your mind and think Spring..

I am writing this on the day of a six inch snow storm. We sure have had a sufficient amount of snow this season and it brings up a point. "Snowflakes are one of nature's most fragile things, but just look what they can do when they stick together." If you think of us as snowflakes we can really get things done if we just remember to stick together.

You might say "Ba Humbug"-- Snow is a problem for traffic, flooding or shoveling it out of your driveway. But remember, it is a true benefit to protect our plants during the winter months and to provide

some ground water for our plants this coming spring. So don't complain about it but look at it as a blessing. The verse below gives a glimpse of what we can expect.

When through the woods
and forest glades I wander,
I hear the birds sing
sweetly in the trees;
When I look down from
lofty mountains grandeur,
And hear the brook and
feel the gentle breeze.

Future Board meeting


Tuesday, April 3, 7:30 PM
Board of Directors meeting
Tim McCauley's house

Note this is a change from the directory.

Hospitalizations

The following had surgery: Jackie Overom and Russ Smith. We pray they are having a full recovery.





President's Column

MGCM President Carole Ann Brekke

This must be the year of amaryllis for me. The red one and the white one edged with red that were my gifts to Jim and Adeline, and then returned to me. They bloomed at Christmas time and also three weeks later. A friend gave me an additional red amaryllis after my father's death in January. The instructions in the kit were to place the gravel into the square glass box, nestle the amaryllis bulb in the gravel, and add water until it reached the bottom of the bulb. It was a unique container and a conversation piece until the bloom stalk appeared and it started to tip over. The roots never developed enough to support the two red flowers that bloomed around Valentine's Day. The second week of March I noticed the red amaryllis that bloomed at Christmas had again sent up another bloom stalk. Again, I am remembering Jim, a dear old man who took great pleasure and joy in his indoor and outdoor gardening pursuits.



I remember my first garden with mixed feelings. We lived in a one and a half story house, in Bloomington, similar to Kay Wolfe's. My south facing garden was small, bordered by a driveway, the house and separated in the middle with a stoop leading to the side door. I had no plan, just plants, most of them given to me by others who had the gardening bug. A few came from my dad and an older sister, and a gorgeous, yellow coneflower sort of daisy from an aunt who lives in Elbow Lake, north of


Alexandria. Down the street from our house an older lady (I was 25, she was probably the age I am now) tended a garden the length of the forty foot driveway to her apartment building. It seemed she was always in her garden, and she looked so busy.

One day I got my courage up and stopped to get a closer look. Of course, she was overjoyed to have a visitor who took interest in her flowers. She reminisced how she had acquired her plants, especially her favorite mums. She had a connection to the Bachman family and they would share new plants before they were on the market. That first day we visited she was working with her mums. Her process was to dig the clump, cut out all the woody plants, saving only the new fresh growth, dig a hole, add plenty of peat and work it in and only then she would plant those new shoots.

In the fall her mums were just spectacular from the street. This kind lady also shared some of her treasures with me. But, in November, a few years later our family moved to Burnsville. In May we sodded our yard, and the next week I stopped by to let the new owners know I would come by on the weekend to dig up my plants. Ask my children if they ever saw their mother cry. They would tell you, "Yes, the day we went to get her flowers and they were gone!" At 3 and 5 years old, they remember the black dirt that would later be home to only marigolds. I have many wonderful memories and only one which was unpleasant connected to my gardens.

What memories do you suppose those who attend the Convention in July will carry home. Will they enjoy our hospitality, lovely gardens, great speakers, abundant smiling faces and feel well taken

(Continued on page 7)



Proven Winners

By Stanley Crist

Try Something New in Your Containers

Container gardening is becoming more and more popular. For years it seemed most container plantings consisted of one dracaena (spike) in the center, surrounded by geraniums, with vinca vine around the edge. This certainly makes an attractive planting but there are so many other plants now available to use in containers, so try something new!

Bacopa

Bacopa makes an excellent plant for containers. It is a rather delicate plant that blooms continuously with very small, white flowers. It will hang down beautifully on the side of the container. It grows in full sun or partial shade.

Scaevola

Scaevola is another vining plant that's great for containers. It has larger leaves than Bacopa and has purple blossoms. The plant also blooms continuously. You will often see it planted by itself in hanging baskets, suitable for full sun or partial shade.

Penta

Penta is another beautiful plant worth trying in containers. In the garden I've found them to bloom continuously until frost. You can of course use petunias, but in their place or you might want to consider **Torenia**, or some of the miniature petunias such as **Supertunias** or **Million bells**.

Cuphea hyssopifolia

This is commonly known as **Mexican heather** although it isn't a heather at all, is grown extensively in the South as a

tender perennial. You can now find this quite often in garden stores. The plant has small leaves, with small blue blossoms and blooms continuously. It is sometimes sold in hanging baskets and can be used nicely in container plantings.

Chances are that you will not find these plants in the K-Mart or Wal-Mart type of garden center, but you will find them at your favorite greenhouse. Some growers will only have them in hanging baskets, but its not so very difficult to break up a hanging basket and use them in a container of your choice. You'll usually find the basket is made up of three or four plants that can be separated.

If you're using large (14 or 16 inch) terra cotta pots for your container planting, it is not necessary to fill the entire pot with soil. The roots of the annuals will not reach the bottom of the pot, so the bottom one third of the pot can be filled with coke cans or similar containers. Plastic peanuts used for packing also works fine. Adding a generous amount of Canadian peat moss to your potting soil is very helpful. If you add a slow release fertilizer, such as Osmocote, to your potting soil, you probably will not need to add additional fertilizer during the season.

Trying something new is always an interesting experience. You may be surprised to find how many kinds of plants can be used in containers.

Look for plants that have a **PW** label. These are plants that have been developed by Proven Winners, an organization supplying new, improved varieties of plants to the greenhouse trade. They also have an interesting website: [www.provenwinners.com]

"Gardens are not made by sitting in the shade". Rudyard Kipling

Board Meeting Summary



Margaret Hibberd,
Secretary

Meeting Date: March 6, 2001

Present: Howard Berg, Carole Ann Brekke, Wayne Engelman, Margaret Hibberd, Dave Johnson (Fridley), Ritchie Miller, Warren Nordley, Jackie Overom.

Vice President's Report

The Dayton-Bachman Show trip will be March 20. The April meeting will be a discussion about the Perennial Trial Garden with Bob Redmond, Neil Anderson and Mary Lerman. Anita Kerper will talk about container gardening and new annuals in June. Another speaker of interest needs \$200 for a meeting. This led to a discussion of how we raise money for things especially in relation to all the money in the scholarship fund. We raised that money only for scholarships, but perhaps in the future we could raise money for a combination of scholarships and other things. The goal here is to have money to provide quality monthly dinner meetings which are the events with the most member participation. There also used to be a Raffle Committee that tried to have items to auction at each meeting.


Secretary's and Treasurer's Reports

These were given and approved. The Holiday Party budget ended up \$46.76 in the black and that committee is complimented. Spray expenses are way down because of the email delivery.

Committee Reports

Calendars—Dave reported 380 calendars were sold. He recommends we order 400 for next year.

Membership—Jackie reported that



we now have 125 + 2 members with no new members this month.

2001 Convention— There will be a meeting March 8. Andy Marlow wrote an article with convention details and registration form which appeared in *The Gardener*.

Hospitality--There was better clean-up after the February dinner meeting. The caterers did say they would clean up tables if they were left in the back when people moved to chairs in front as before, so the committee might want to consider changing back to that format.

Plant Auction—The auction may have been too long in previous years. Changes to combat this will be made. One is a pre-sale of flats and half flats, a list will be in the next spray. A committee meeting will be on March 22 at Calvary Lutheran.

Old Business

Photo Album— Warren reported that the Photo Committee can handle it and will start taking pictures at the April meeting. . This album needs a chairperson.


Historian Committee—This is being formed and so far consists of Howard, Clyde Thompson, and Maury Lindblom. The goal is to make a book. Typists and people to dig out information are needed. Howard bought software, Omnipage for the Mac, that can scan and print things from old Sprays. There might need to be a budget for this. It was decided to reimburse Howard for the software out of the president's budget.

New Business

Bill Hull's Garden Equipment: A plant growing rack, sprayer, leaf shredder, etc. were donated by Bill and will be included in the May Auction.

MGCM Business Cards— Howard can make these for us with the club logo for a small charge.

Raffles—This discussion was tabled until the next meeting.



Confessions of a Lazy Gardener

By Mary Maynard

All the gardening magazines remind us that Container Gardening is big these days. We see lovely combinations of foliage and bloom everywhere we turn. The Snyder Building at the Arboretum has huge, dramatic containers all over their front terrace, with nice labels identifying plants I've never heard of and have no idea where to find. Containers are "hot"!

For many years, I believed that container gardening was "not for me". Mainly because most of my attempts ended in dismal failure and unnecessary waste of perfectly good plants. Here's a general pattern: I buy a flat of pansies and plan to have them out in the front by April 20. They look fabulous for a month. Then it starts getting too hot, and they gradually get dried out and tired, and I chuck them out by about June 15. Then I replant those containers with some other innocent flower, like marigolds. I don't water enough and they become sorry, straggling things that I hide in obscure locations until frost.

However, recently I've had more success, and it's because of three things: coir, Osmocote, and lightweight pots. Coir is that coconut-hull by-product that is so very good at moisture retention. Unlike peat moss, which is what many soil mixes use for moisture retention, coir doesn't shrink as it gets drier, so you

don't see the soil shrink away from the sides of the container if you happen to let it dry out a little more than you should have. And, it holds a lot more water than peat moss. Even containers in full sun didn't necessarily need daily watering last year. Which is good, because containers at my place don't get daily watering, no matter how desperately they need it. I mixed (very) cheap potting soil 50/50 with coir for my bigger containers and had excellent luck with moisture retention. I got a bale of coir at J.R. Johnson in Roseville last spring. I'm seeing it in a few




more places and some catalogs this year, but it's still a little hard to find. Osmocote is one of the most common commercial timed-release fertilizers. (Someone gave me a jar of Osmocote for Christmas one year. I didn't realize what an expensive gift this was until I used it up and went to buy another one!) A lot of people enjoy fertilizing their gardens periodically. It's not a problem for them to apply Miracle-Gro or fish emulsion every couple of weeks. But for lazy gardeners, fertilizing is always on the list of "things to do" and rarely gets transferred to the "things completed this month's list". Since I know myself reasonably well, I had always

steered clear of plants listed as "heavy feeders". That is until last year, when my Elephant Ear enthusiasm got away from me. So I mixed Osmocote in the potting mix according to directions, and didn't think about fertilizing again all summer. It was wonderful. I recommend a timed-release fertilizer to all Lazy Gardeners.

In my years as a failed container-grower, I had two beliefs that often led to paralysis: 1) Plastic containers are best for Lazy Gardeners, because they don't lose



(Continued On page 7)



Confessions

(Continued from Page 6)

moisture as fast as other types and don't weigh more than you do; and 2) Plastic containers are ugly. But these days, with the burgeoning enthusiasm for container gardening, containers have come a long way. There are now a lot of reasonably attractive containers available that neither cost nor weigh more than an arm and a leg. I love those new ones that look like stone or terra cotta and weigh about eight ounces. But there are also regular plastic containers that add rather than detract from the landscape.

As for container plantings and design, I don't have much insight. My favorite design last year was a large container with *Colocasia antiquorum* 'Illustris' and one small rock. I'm also pretty good at containers with only one thing in them — like a bowl full of fibrous begonias or impatiens. But there are some things that I'd like to try this summer. After that great article in *Northern Gardener*, I'd be a fool not to try some interesting coleus. And there are several *plectranthus* varieties that look interesting. And *helichrysum* 'Limelight' can always be counted on to lighten up a shady spot. And what about things like bronze fennel? And, of course, all of the ornamental sweet potato vines there are to choose from now. And that 'Dragon Wings' begonia. Where's my checkbook? I think I'm going to need it!



President's Column

(Continued from Page 3)

care of? Will they experience "Gardening Fun in 2001" and leave Minnesota with good memories? It is up to us, all of us, to make sure they do. Hope to see you there!

.....If I'm missing,
check my garden!
Carole Ann



I love spring anywhere but if I could choose I would greet it in the garden.


Ruth Stout

To Germinate: means to become a naturalized German.

Out of one wintery twig, one bud, one blossom's worth of warmth at long last.

Ramtsu

You have all probably heard about *The Birth of the Blues*, but, in gardening the blues birth occurred in 1951 when azure-blue *Miracle-Gro* was introduced.



Club News Convention

Another convention committee meeting was held on March 8th. We had reports and discussions on the various committees. A list of the committees and their chairs are shown below. Feel free to contact them with suggestions and to volunteer your expertise and time. You know we will need each of you in some capacity so pick one you are interested in and make it known to the chair.

- Duane Reynolds Overall Chairman
- Howard Berg Finance & Budget
- Russ Smith Speakers
- Mary Maynard Tours
- Lynda Carlson Meals at the Hotel
- Duane Reynolds Registration
- Andy Marlow Writing for The Gardener and Web Site
- Chuck Carlson Pictures for The Gardener

Scholarships

The schools have been informed about the availability of MGCM scholarships. They are due May 15th. If you know of anyone in horticulture, let them know. Contact Kent Petterson for information

Directory Corrections

In the committee listing under tours, Dave Johnson is listed as chair of the convention tours. This should be Mary Maynard.

The Artful Garden



Did you know we have an artist in our club? Some of us who were at a tour of Lloyd and Patti Weber's garden were fortunate to see some of her

work. Their bathroom wall is decorated with some of her exquisite floral paintings. If you haven't guessed who this is, it is Kay Wolfe. Kay had a garden tea party for the group during last fall's club tour and subsequently won MGCM's Lehman Trophy for the best garden on the summer tours for 2000. Kay's garden is artfully designed; keeping track of color combinations, plant structure, height and leaf shapes and texture. This all goes into making an interesting small space garden. Kay has been active in the club leading club tours and serving as a director on the board. She is now spreading her wings even more and is melding her art and gardening knowledge to teach classes on the subject.

MGCM Artist Teaches Classes!

Kay Wolfe will be teaching a class titled 'Artful Garden Design' at the Edina Art Center this spring. The Art Center's Spring newsletter gives this description of the class: "Have you always wanted an artistic garden, but don't know which plants to use? Learn how to design a garden using plant shape, texture, and leaf color for year 'round beauty. Focus will be on Minnesota hardy perennials, shrubs, and ornamental grasses. Kay will share tips on the best plants to grow and where to buy them. There will be lecture, slides, and time for drawing your own garden plan." The class is Thursday evenings from 6:30 to 9:00 PM., and runs for 4 weeks starting April 19.

Kay also teaches ongoing classes in decorative painting, which focus on painting furniture and accessories using fine art and folk art techniques. Edina Art Center is located near Highways 100 and 62, and welcomes all students to their art courses. For a newsletter or to register call the Edina Art Center, 612-915-6600. Call Kay if you have questions at 952-922-0762. If you don't know Kay, she is the one with the hat.

May 8 Plant Sale and Auction

By Doug Whitney


On Tuesday, May 8, 2001, Men's Garden Club of Minneapolis (MGCM) will hold its annual Plant Sale and Auction. The committee has been working hard to develop a streamlined format that will make the meeting more interesting, better attended and shorter.

Most of you know that the purpose of the auction and country store plant sales is to raise money for the annual operating budget of MGCM. There will be some good buys, some bargains and a wonderful selection of premium quality plant materials hand picked by some of our most experienced and talented gardeners. Dave Johnson, Eldon Hugelen, Bob Stepan, Bob Voigt and Ritchie Miller lead the committee in gathering a peerless stock of materials from which to choose.

It is our goal to provide the best materials available in the marketplace at a fair price...and many rare plants that can only be obtained from growers who choose to support our club with superior materials for the club to sell. We devote our time, our talents and our energy in this endeavor to raise money for MGCM. We plan to have fun and inject excitement into the beginning of the growing season in Minnesota.

During the after dinner auction we hope to focus the auction process on premium baskets, large pots, and less plentiful varieties of annuals, hostas, perennials, and new hybrids

In order to streamline the evening and shorten the auction, we strongly



encourage you...we beseech you...to pre-order materials appearing on the Pre-order Order Form on the following page. We offer an extensive list of annual plant materials for pre-ordering. These are most of the varieties that we traditionally sell during the auction.

Because of skyrocketing fuel prices, we know that area retailers will be selling annuals at about \$24 per full flat. Our uniform price for pre-ordered materials is \$11 per half flat, \$20.00 per flat. Please submit your order by the April 10 dinner meeting. Include at least 50% of the total purchase price with your order. The balance of your payment will be collected when you pick up your order at the May 8 event.

If you cannot attend the April 10 meeting to submit your order, mail it with your check by April 15 to Doug Whitney, 4820 Dowling Street, Minneapolis, MN 55406. If you want to order plant materials but cannot attend the May 8 event, call Doug Whitney at (612) 724-8171. We will arrange to keep your materials healthy at a gardener's home where you can pick them up later that week.

Many of the varieties and colors appearing on the pre-order form will be available in four or six packs at the Country Store. They will be priced slightly higher than the pre-sale material. Thanks for your kind attention and see you at the auction.




Purple Fountain Grass

Mens Garden Club Annual Plant Sale-----Pre-order list

The Flat price is \$20. The Half Flat price is \$11.

Flats contain twelve 6 packs except those with an * are 4 packs



Genera	Variety Or Color	Quantity of Half Flats	Quantity of Full Flats
Ageratum	Blue Horizon -----	_____	_____
Ageratum	Hawaii Blue-----	_____	_____
Alyssum	Snow Crystals-----	_____	_____
Begonia, fib.*	Mix-----	_____	_____
Begonia, fib.*	Pink-----	_____	_____
Begonia, fib.*	Red-----	_____	_____
Begonia, fib.*	Rose-----	_____	_____
Begonia, fib.*	White -----	_____	_____
Brachycome	Brachy Blue-----	_____	_____
Calendula*	Bon Bon Yellow -----	_____	_____
Cleome	Rose-----	_____	_____
Celosia	Red-----	_____	_____
Dianthus*	Super Parfait Raspberry-----	_____	_____
Dusty Miller	Silverdust-----	_____	_____
Flowering Kale	Emperor Mix-----	_____	_____
Impatiens*	Pink-----	_____	_____
Impatiens*	Red-----	_____	_____
Impatiens*	Rose-----	_____	_____
Impatiens*	White-----	_____	_____
Lisianthus*	Heidi Blue Rim-----	_____	_____
Lisianthus*	Heidi Deep Blue-----	_____	_____
Lisianthus*	Heidi Rose Pinl-----	_____	_____
Lobelia	Blue Horizon-----	_____	_____
Lobelia	Blue Trailing-----	_____	_____
Lobelia	Rose Trailing -----	_____	_____
Marigold*	Antiqua Yellow-----	_____	_____
Marigold	Lemondrop-----	_____	_____
Marigold*	Orange-----	_____	_____
Nicotiana	Avalon Bright Pink-----	_____	_____
Nicotiana	Antique Peach-----	_____	_____
Nicotiana	Antique Red -----	_____	_____
Pansy*	Blue -----	_____	_____
Pansy*	Mix-----	_____	_____
Pansy*	Yellow-----	_____	_____
Petunia	Imagination-----	_____	_____
Petunia	Pink-----	_____	_____
Petunia	Pink Morn Red-----	_____	_____
Petunia	Rose -----	_____	_____
Petunia	White-----	_____	_____
Petunia	Red-----	_____	_____
Salvia *	Sizzler Red-----	_____	_____
Salvia *	Victoria Blue-----	_____	_____
Verbena*	Rose-----	_____	_____
Verbena*	Imagination-----	_____	_____
Vinca*	Peach-----	_____	_____
Vinca*	Punch-----	_____	_____
Zinnia*	Dreamland Mix-----	_____	_____


Your Name _____

Phone Number _____

Total \$ _____

Check amount enclosed
\$ _____

Bring the completed form to April dinner meeting or send it to: Doug Whitney at
4820 Dowling Street, Minneapolis, MN 55406.




At The Arboretum

Below is a listing of a few classes at the arboretum. You can call the arboretum at 952-443-1516 for more details.

- Introduction to Bonsai
Sunday, April 1, 2 - 4 p.m.
Ken Ellis
- Daylilies for the Garden
Wednesday April 4, 10 a.m. - 12 noon
Norman Baker
- Plant Combinations for Containers
Thursday, April 12, 10 a.m. - 12 noon
Duane Otto
- Propagation Techniques Clinic
Thursdays, April 12, 11 a.m. - 12 noon
- Native Tree Identification in Winter
Tuesday, April 17, 10 a.m. - 12 noon
Rod Kuehn
- Plant Information Fair
Saturday, April 21, 10 a.m. - 3 p.m.
Auditorium

- Caring for Landscape Trees and Shrubs: Beyond Pruning
Sunday, April 22, 1 - 3 p.m.
Jeffrey L. Johnson
- Spring Woodland Wildflowers
Wednesdays, April 25 and May 2
10 a.m. - 12 noon
Shirley Mah Kooyman
- Ecological Design Workshop
Saturdays, April 28 & May 5
(2 sessions)
9 a.m. - 3 p.m.
L. Peter MacDonagh
- Growing Orchids
Sunday, April 29, 1 - 3 p.m.
Bob Bulthuis



Reservation Details

Call Mary Maynard to make your reservation or to adjust the permanent list. Check your mailing label. If it has a "p" or "pp" (one or two reservations) you are on the permanent list. If there is no "p" on your mailing label, you are not on the permanent reservation list and must notify Mary Maynard by the Friday before the dinner meeting to be assured a place at dinner. For you people getting the spray via email, check the message on the email to determine if you are on the list.

If you are on the permanent list and will not attend, you must notify Mary by the same deadline or risk being responsible for the cost of your dinner. Mary can be reached at 952-926-7506. Leave a message on her voice mail if you can't reach her in person or send her an email at mary.j.maynard@healthpartners.com. If you have reserved a dinner and on Monday or Tuesday you have an emergency where you find you can't attend, call Howard Berg. If the reservation can be sold to latecomers or drop-ins, you will not be billed.

MEN'S GARDEN CLUB OF MINNEAPOLIS, INC.

Inside:

Page 1	Programs
Page 2	Editorial Enticements
	Board Meeting
Page 3	President's Column
Page 4	Proven Winners
Page 5	Board Meeting
Page 6	Confessions
Page 8	Club News
	Artful Garden
Page 9	Plant Sale & Auction
Page 10	Pre-order List
Page 11	Reservation Policy At the Arboretum

CLUB OFFICERS:

President: Carole Ann Brekke

709 Rushmore Drive, Burnsville, MN 55306-5161

Vice-President: Warren Nordley

14001 Frontier Lane, Burnsville, MN 55337-4741

Recording Secretary: Margaret Hibberd

1850 Roselawn Ave., Falcon Heights, MN 55113-5519

Membership Secretary Jackie Overom

14024 Frontier Lane, Burnsville, MN 55337-4728

Treasurer: Howard Berg

10107 Lakeview Dr., Minnetonka, MN 55305-2615

Past President: Ritchie Miller

4249 Twin Oak Lane, Robbinsdale, MN 55422-1336

DIRECTORS:

Dave Johnson

5291 Matterhorn Dr., Fridley, MN 55419-1324

Tim McCauley

325 West 82nd Street, Chaska, MN 55318-3208

Wayne Engleman

11311 Oakvale Road So, Minnetonka, MN 55305-4359

THE SPRAY

The Garden Spray is published monthly by the Men's Garden Club of Minneapolis, Inc., for its members.

The Men's Garden Club of Minneapolis is a not-for-profit, equal opportunity organization.

Managing Editor & Production Manager-----Chuck Carlson

The committee: Fred Glasoe Mary Maynard Robert Olson Rich Van Sickle Lloyd Wittstock

Return to:

The Garden Spray

Men's Garden Club of Minneapolis, Inc.

Charles J. Carlson, Managing Editor

1001 Hackman Circle

Fridley, MN 55432-0463

**FORWARDING AND RETURN
POSTAGE GUARANTEED,
ADDRESS CORRECTION
REQUESTED**

First Class Mail

