




The Garden Spray



Bulletin of the Men's Garden Club of Minneapolis, Inc.

Affiliated with The Gardeners of America and the Minnesota State Horticultural Society

June, 2000, Volume 58, Number 6



This Month's Program

June 13, 2000

Daylilies by Norm Baker of Northstar Daylilies

Call it a Daylily, a Hemerocallis, a lemon lily or as the Chinese call it "The Plant of Forgetfulness." But, the Greek language is a better clue to this flower. Hemera means day and kallos beautiful or in other words beautiful for a day. Gone are the days of grandma's yellow colored daylily. There is now cultivars beyond belief in every color except blue. Come and expand your knowledge of Hemerocallis.

Maybe we will get answers to questions like;
Is it a lily? Is it edible? How did it get to America? When was it cultivated and where? Plus I am sure others. Norm is:

The operator of Northstar Daylilies
Specialists in Daylilies for the Northern Gardener
Grows 1200 cultivars of daylilies
Does trials of daylilies

Norm will bring slides, show and tell items, and two gift certificates for us to auction. He will also provide a handout (which may become a book) for each one in attendance. Norm will also tell us about the Stella De Oro Daylily and how it was named?

Come on Tuesday, June 13,2000

Dinner: 6:30 PM Business: 7:00 PM Program: 7:30 PM

Meet at Lake Harriet United Methodist Church 49th and Chowen Avenue South

Cost: \$9.00 if reserved in advance, \$10.00 at the door if extra meals are available

Reservations are necessary.

Call in your reservation if you are not on the permanent reservations list.

See page 11 for reservation and cancellation details.

Club Events Preview

July 8-9-----Weekend Public Garden Tour

August 6-----Sunday Club Tour


August 19-20--- Food Flower & Foto Show

September 12---Dinner Meeting--Chuck Levine

October 10 -----Dinner Meeting--

November 14 --Dinner Meeting-- Orchids by
Steve Gonzalez, pres. of Orchid Society

December 5 ----Holiday Party



Editorial Enticements

Chuck Carlson Editor

Our club has always tried to promote gardening between members and to the general public. A number of functions are taking place this summer. Be sure you participate. Not only will you promote gardening but you will increase your knowledge of gardening and you will have fun doing it. Here is my list for the summer.

- June 3 Planting at the Perennial Garden
- June 10 Valley Fair work detail
- June 16-19 The National Convention in Kansas City
- Arbor Day planting
- Perennial Garden planting, maintenance and judging
- The July 8 and 9 Biennial Garden Tour to benefit our scholarship fund
- The August member Garden Tour
- The August Food Flower and Foto Show
- Sept. 23 Mid-America Region Meeting in Des Moines

I highly recommend your participation. Try a few you might like them.

Perennial Trial Garden Update

I attended a meeting to update the trial garden. The meeting was attended by MPCM, the park board and the U of M. We found out what new plants we would be getting to plant in the perennial trial garden. They are Alstroemeria, Antirrhinum, Dicentra, Gaura, Geranium, Hemerocallis, Heuchera, & Scabiosa. (31 Cultivars).

Neil Anderson of the University asked if anyone in the club has any suggestions for plants to try. So here is your

chance to recommend a plant you always wanted in your garden but were afraid to try it. Remember we are trying to push the zone requirements so don't just think of zone 4 perennials. Send any you would like to be tried and I will pass your suggestions on to Neil.

Neil also gave us a 1999 report. For those perennials planted in 1998. Only 29, had a winter hardiness greater than 62%, a good floral display good stem strength and minimal invasiveness. Seventeen, were borderline hardy (less than 50% survival) and nineteen were found to be non hardy (0% winter hardy).

Three plants were selected as 1999 Minnesota Select perennials:


- *Asclepias incarnata* 'Ice Ballet' a sea of white clouds floating above a green background.
- *Perovskia scrophulariaefolia* 'Superba' good coloration for a Russian sage.
- *Sedum spectabile* 'Brilliant' It grows to a 73x78 cm mound & brilliant September flowers.

Look for the full report at the June meeting. I will post it on the bulletin board.

See you at the June meeting.
Happy Gardening.
Chuck

Bee Stings

If you are stung by a bee and do not have any medicine available, try putting on a slice of raw onion. It should take away the sting but if you are allergic to bee stings, see a doctor immediately.



President's Column

MGCM President Richie Miller

Ritchie's Ramblings

It seemed to me that about three weeks ago summer had arrived. Now it seems that fall is here. It's the weather—it has me confused and I think that some of our plants may be feeling a little confused, too. It's supposed to be 38



degrees tonight. I've planted some geraniums and some impatiens and I felt so sorry for them that I covered them with insulating material that is usually used for fall covering of annuals when we are in danger of an early frost. So, I planted some plants too soon. I also planted six coleus plants outside about

a week ago. Another mistake, I just unplanted them and brought them back into the house. I sure hope that you are a lot wiser than I have been this spring.

The club auction was fun again. I think everyone had a good time, acquired some nice plant material at good prices, and contributed to this important fund raiser for our club. If you didn't attend, please consider attending next year. Thanks go to all those people who contributed their time and effort to make this event a success. Many of you have been doing this for the club for a number of years and you deserve the thanks of every member. Thanks, again.

Thanks must also go out to all those people who are working on the other

committees of the club. There are many people quietly involved in getting all the work of the club done. They all deserve our thanks.


Have a wonderful time planting this spring, Ritchie

Now that we are getting a little rain, do you have trouble reading the rain gauge level? Try adding a little food color in the gauge. Even if it dries up, it should provide enough color to read it better

*Ritchie Miller
Photo by Chuck*

Foto Contest

Remember that one F in the FFF show is for Fotos. Start taking those photographs for our contest. They can be slides or prints. Be positive and enter the contest. Last year, a first time exhibitor, Lloyd Weber walked away with the trophy. It could be you if you enter. The schedule and rules will be out shortly but, remember July 31 is the last date for entering your photos. For questions contact Lloyd Wittstock.



Last Month's Program

By Chuck Carlson

Last month we had the auction and the plant sale. A report of the results will be forthcoming when the treasurer's books are complete.

All indications were that a good meal and a good time was had by all, The committee did another fantastic job with this function. We give them our thanks.

Now all the people who made purchases have to show us how good they are at growing those garden gems. Good luck and give us some reports on your results. I know that our readers would like a report. Send a report to me and you will be published in the "Spray".

Arbor Day Planting

By Bob Kean

Arbor Day Planting Event will take place on Saturday, June 3, 2000.

We will be planting at two sites, The perennial garden (near Lake Harriet) and the Cedar Lake Park conservation area at Cedar Lake. Please join us for one or preferably both of these projects.

Committee members are encouraged to participate, others are welcome.

Details:

- 8:30 a.m., meet at perennial garden to plant trees & shrubs (Note: there will also be perennial planting that day).
- 10:00 a.m. Drive to Cedar lake site (see directions below).
- 10:30 a.m. Meet at Cedar lake work site.

Refreshments will be provided. Please bring a shovel and work gloves. If bad weather, call Robert Kean 612-827-7216 for updated plans

Maps will be sent to all committee members listed in the club directory. If you are a new member or would just like to help, call Robert and he will send you a map. Maps will also be available at the perennial garden.

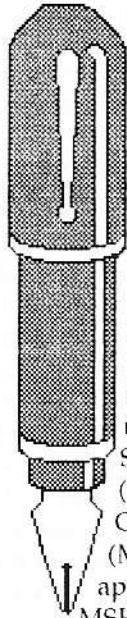

Directions to Cedar Lake site:

From Lake Harriet, follow the parkways north along Lake Calhoun and Lake of the Isles. Stay on the parkway around the north tip of Lake of the Isles (adjacent to Franklin). Take a right (west) on 21st street (first right, just past a church. Stay on 21st street (it makes one small jog) until you see the railroad tracks. Look for a parking spot (21st or Thomas may be your best opportunities). Walk across the tracks and to the end of Upton, follow the path north into the park. Stay on the path for about 100 yards to the planting site.

New Member

We welcome Joan Weber as our newest member. Please add her name and information to your directory.

Joan Weber.
706669 Oak Grove Blvd
Richfield MN 55423.
Phone 612-866-5224



Board Meeting Summary

Margaret Hibberd, Secretary

Officers reports

President Ritchie Miller reported that Roger Sefelt, our representative to Minnesota State Horticultural Society (MSHS), asked if the Men's Garden Club of Minneapolis (MGCM) board would give their approval for him to object at the MSHS Board Meeting to the \$250,000 loss showing on all MSHS treasurers reports. The MGCM Board agreed that this would be appropriate.

Vice president Carole Ann Brekke reported that the programs remain as before.

The minutes taken by Margaret of the April board meeting were approved with the correction that Julia Nelson rather than Julia Porter had volunteered to help with cleaning up old files.

Treasure Howard Berg provided the treasure's report which was approved as given.

Committee Reports

No specific items were reported on and all committees are running smoothly..

Old Business

Ritchie, Tim McCauley and Kay Wolfe are still proofing the club handbook and brochure.

Eldon is coordinating the Valley Fair work day June 10. Fourteen members signed up to work and there will be more

information in the June spray.

New Business

Joan Weber was voted in as a new member.

Howard was asked for a list of our club garden speakers. This will be discussed again later as it impacts several of our areas: education, slide shows, community outreach, and mentor gardeners.

These board meeting notes were taken by Eldon Hugelen and reported by Margaret Hibberd. As always a full report is available from the recording secretary


Future Board meetings & Locations

Tuesday, June 6, 7:30 PM

Board of Directors meeting
Eldon Hugelen's house

Tuesday, June, 27 7:30 PM

Board of Directors meeting
Dave Johnson's house



Margaret Hibberd
Photo by Chuck

**A flower, A lovely child, A full
rigged ship in a stiff breeze--
what is more beautiful.**

author unknown



Confessions of a Lazy Gardener

By Mary Maynard



The Lazy Gardener's Guide to Weed Management.

At last — a topic upon which I can speak authoritatively — weeds!

Unfortunately, anyone who has seen my garden knows that I cannot speak authoritatively upon weed eradication. There always seems to be an excellent supply of fine weed specimens on Dart Avenue. Eldon tells me that he finds weeding the garden relaxing. It's probably good that I don't find it relaxing, since I'm probably relaxed enough in the garden. Here are some thoughts on the topic.

Jerry Shannon has pointed out that we should focus on eradicating perennial weeds and control the annual weeds with mulch. This seems like an excellent approach. In my garden, however, execution seems lacking. Perennial weeds can be a real pain. Here's a list of some of my favorites and what I have done to control them:

Creeping Charlie.

In the lawn, it's hopeless. In flower beds, there's a shot at controlling it through two methods. Pulling it out actually works pretty well, although it's important to get out all the little branching nodes. If I have a particularly nasty infestation that overwinters (and I usually do), I also will take my Roundup spray bottle out and do some precision spraying before other plants in the perennial bed get very big. Sometimes this knocks it

back enough to give me a shot at managing it through the rest of the year. But there's always more coming from the neighbors across the fence...

Quack Grass.

My great grandfather sold the farm and moved when he discovered his homestead plot was all quack grass. So far, it hasn't come to that at Dart Avenue, but it could still happen. As you no doubt know, quack grass spreads by underground roots as long as your arm, and anything that doesn't get pulled out will re-sprout with renewed enthusiasm. When quack grass gets in with broad-leaved perennials, I've had pretty good luck with Ortho's Grass-B-Gone product. But, when it gets in with the iris or daylilies, I have had no luck with anything short of digging up the plants, disentangling the quack grass roots from the perennial, and replanting the plant. I have occasionally tried some very selective applications of Roundup, but my patience for that sort of thing is pretty limited.

Canada Thistle.

Roundup is probably the only answer to this one. If it gets established at all, it will have a pretty significant underground system and will send up little thistle plants all over the place. Pulling those little thistles out only gets the very top of the plant, leaving the underground system intact. Do not let these go to seed. That just makes the problem worse.

Adenophera (Lady Bells)

This is an example of a weed being a flower that is out of place. I used to love my grandmother's stand of lady bells in her garden — and I don't mind them in my garden, in their place. Unfortunately, they like staying in one place, and that place might not fit into your garden plan. They put down huge, fleshy tuberous roots that go down about a foot, and if you

(Continued on page 9)

Mary Maynard
Photo by
Lloyd Weber



The Dandelion

By Joe Stenger

Is it a flower, a vegetable, a herb or just a weed?

History indicated the dandelion originated either in Europe or Asia. Many stories abound on how the Dandelion came to the United States and the Western hemisphere. It probably came via your relatives. If you don't have enough, the seed houses also will sell you some new varieties. The Japanese are also hybridizing these for new colors.

Its name comes from the French "dent de lion" meaning lion's tooth. Most likely referring to its toothed edges of the plants leaves. Dandelion leaves have often been used as greens in salads or cooked like spinach and its flowers for a sweet wine.

The first 20 years of my life were on a farm in Colorado. Our normal diet was meat and potatoes and in the spring it was supplemented with dandelion and sugar beet greens. My mother would collect the leaves and use them in salads or would steam them adding a touch of vinegar when cooked. They tasted OK and she told us "They are good for your blood". We never did make wine however some of our neighbors did. Nina Rudolf provided this recipe.

Place 1 quart of yellow dandelion flowers with all green portions removed in a crock. Add 1 gallon of boiling water and let it stand for 24 hours. Remove the flowers and add 3 pounds of sugar, 2 oranges and 1/2 lemon both sliced very thin. To this add a thimble full of yeast (Today this can be obtained from a wine store). Let this mixture stand until it is

done fermenting (bubbles will stop). It can take four weeks or more. Next, you siphon off the liquid leaving the sediment to be discarded. Bottle and wait 6 months to a year before drinking. Make sure you drink in moderation but pick all the dandelions you want.

Valley Fair Gardening

By Eldon Hugelen

**Workday at Valley Fair
Saturday, June 10, 2000**


Over 10 of our members committed to a morning of gardening at Valley Fair. We will meet at 9:00 AM at the Valley Fair's west gate. This is not the main east entrance on highway 101 near the water slide. Remember go west young gardener go west. Go to the west entrance, past the guard shack and park in the parking lot to your left.

Bring your own 'Can't garden without them' tools or Valley Fair will provide them. It was suggested that we will be planting bedding plant areas.

Remember the club receives money according to the number of gardeners that show up. Participants must be 16 years or older. Thus, if you have the time and would like to join us come along, even if you did not sign up.

We plan to work until about 12:00 noon. The rest of the day you are invited to stay and enjoy the park. This is your chance to try the new "Free-Fall" ride.

If you have any questions call Eldon Hugelen 952-431-4334.



Biennial Tour

By Chuck Carlson

As you know every other year we invite the public to tour some of our gardens. This is the year. It is called Distinctive Gardens Tour. You have all received your ticket packets. So, now it is up to you to sell those tickets. The main purpose is to raise money for our scholarship fund. The cause is there and it is up to you to keep it going. If you haven't received your packet, contact Dave (Golden Valley) Johnson and he will make sure you have one. We need many helpers for this one so when asked to help, please respond. Also, be sure to buy your tickets and tour the gardens. We know you will enjoy it. I see that Carleton and Beth Nelson are on the tour, be sure to see their garden since this is your last chance. They will be moving, hanging up their garden tools and selling their home.

Wanted Articles for the "Spray".

□□□□□

There is presently no backlog so do your best to write us an article. If you don't, we may have some very short newsletters.

Help Wanted

By Dave Johnson (Fridley)


Greeters/Monitors Needed for Distinctive Garden Tours

Members are needed to work as Greeters/Monitors for our club's Distinctive Garden Tour on July 8th and 9th. There are seven gardens involved on Saturday and Sunday and it takes two people per garden for each day. This requires a total of 28 volunteers for the two days. To date we have about half of the volunteers we need.

The hours involved are 12:00 Noon to 5:00 PM (arrive early for setup). The assignment gives you an opportunity to become more acquainted and knowledgeable of a particular garden as well as working with other club members and still leaves the other day to tour the gardens. The proceeds for the tour, as you should be aware, go towards providing horticultural scholarships.

Duties of the Greeters/Monitors include selling tickets, marking tickets, distributing MGCM membership information and answering general questions. Specific instructions will be sent to each person signing up.

We are asking that you consider volunteering for this activity and either sign up at our June dinner meeting or contact Dave Johnson (Fridley) at (763)-571-2713.



Weeds

(Continued from page 6)

don't dig out absolutely all of it, you'll have little Lady Bell plants returning in a couple of weeks. Roundup might affect the younger plants, but it's hard to kill something with that great big root system with Roundup, although repeated applications could help.

Dandelions and Plantains

These actually dig up pretty easily with the proper tools. I don't usually have to apply more than brute strength to get these out. It's good, of course, to get them out before they go to seed, especially the ones that the neighbors can see. Neighbors with nice weed-free lawns can be a little touchy about dandelion seed floating all over the neighborhood.

Hedge bindweed

This is a recent addition to my garden. I have no idea where it came from, but it is thriving along my back fence. So far, the only thing I've tried with this is to carefully unwind the plant from whatever it is twisted around, lay it flat on the ground and spray it with Roundup. This isn't really working very well at all. No idea what to do next!

Elm and maple trees

Get them early. If they get away from you, take the time to dig them all the way out. Cutting them down and hoping for the best rarely works. Spraying them with Roundup will take a few applications. Painting the stumps of bigger ones with full-strength brush killer probably will work.

Annuals


Now the annuals. The main annual weeds that I do battle with are crab grass, oxalis, galinsoga, and a couple whose names I don't know. (I keep thinking that I'll bring in samples for Archie Caple or another master gardener to identify for

me, but I always forget.) I'm thinking of adding some weed categories to the FFF schedule for this year, since I tend to produce championship-size oxalis, and in good quantity, too.

One thing that some gardeners have good luck with is Preen or a similar pre-emergent herbicides. For some reason, I resist using Preen. Since I have no problem reaching for the Roundup bottle, it can't be because I'm afraid to use chemicals. Maybe it's because I enjoy all the other self-seeded flowers in the garden, and Preen would eliminate those self-sowers along with the weeds. Or, it could be that I'm just too lazy. You decide!

To keep annual weeds in check, I do employ a thick mulch of shredded leaves, supplemented by grass clippings throughout the year. (Since Phil got a new paper shredder for his birthday last year, I'm thinking of trying shredded paper as a mulch in some hidden areas. I'll let you know how that turns out.) When the mulch is thick enough, the weeds don't get enough light to germinate or to struggle through the mulch and they quietly expire in the dark. The brave few who make it through the mulch can be pulled easily, since the mulch keeps the soil moist and soft. However, the mulch usually gets a little thin by midsummer, and the annual weeds get started. Then, I have to resort to a "weed crawl" every week or so. Since Dart Avenue is the Mosquito Capital of St. Louis Park and I don't get home until prime mosquito time, I need to spray myself down with repellents, roll up my sleeves, and dig in. It is not relaxing, no matter what Eldon says. Of course, it makes sense to pull out weeds before they have gone to seed. Unless your weed seed bank is so well-endowed that a few more seeds couldn't possibly make a difference.

(Continued on page 11)




Scenes from April Meeting

Photos by Lloyd Wittstock using a Digital Camera sent via E-Mail



Andy Marlow giving thoughts on Digital Cameras




Henry showing equipment he uses for garden photography



Ellyn Hosch being inducted by Mary Maynard



Joe Stenger expounding on photographic history



Weeds

(Continued from page 9)


Another Consideration

I should mention another category of weeds that have become a significant problem for me: Self-sowing flowers that I don't have the heart — or self-discipline — to get rid of. The main offenders in my garden are: Gloriosa Daisy, centaurea montana (the worst), brunnera macrophylla, echinacea, feverfew, fringed bleeding heart, dianthus 'Zing Rose', lemon balm, heuchera 'Palace Purple', siberian iris, anise hyssop, even hosta seedlings.

Oh, and how about those perennials

that seem to know no bounds? I guess there are well-behaved tiarella's, but the one that I have is most definitely not well behaved! Every year or so I dig out a few bushels of it (unfortunately, never getting quite all of it). It's reminiscent of Creeping Charlie! And, that perennial Snow-on-the-Mountain that seems to survive anything. And, those sundrop primroses that look so great in June, then take over the border in another few weeks. And that monarda that has taken over half the border. Oh, and those Lilies of the Valley! I guess you get the picture. Be diligent and you will conquer. Be a lazy gardener and you will be overrun.

Old friends meet in Florida
Roger Koopmans, Lloyd Bachman
and Phil Smith. These three
represent 130 years of member-
ship in MGCM



Reservation Details

Call Mary Maynard to make your reservation or to adjust the permanent list. Check your mailing label. If it has a "p" or "pp" (one or two reservations) you are on the permanent list. If there is no "p" on your label, you are not on the permanent reservation list and must notify Mary Maynard by Friday, June 9 to be assured a place at dinner. If you are on the permanent list and will not attend, you must notify Mary by the same deadline or risk being responsible for the cost of your dinner. Mary can be reached at 612-926-7506. Leave a message on her voice mail if you can't reach her in person or send her an e-mail at mary.j.maynard@healthpartners.com. If you have reserved a dinner and on Monday or Tuesday you have an emergency where you find you can't attend, call Howard Berg. If the reservation can be sold to latecomers or drop-ins, you will not be billed.

MEN'S GARDEN CLUB OF MINNEAPOLIS, INC.

Inside:

Page 1	Programs
Page 2	Editorial Enticements
Page 3	President's Column
Page 4	Last Month's Program Report New Member Arbor Day
Page 5	Board Meeting Summary
Page 6	Confessions
Page 7	The Dandelion Valley Fair
Page 8	Biennial Tour Help
Page 10	Pictures
Page 11	Reservation Policy

CLUB OFFICERS:

President: Ritchie Miller
4249 Twin Oak Lane, Robbinsdale, MN 55422-1336
Vice-President: Carole Ann Brekke
709 Rushmore Drive, Burnsville, MN 55306-5161
Recording Secretary: Margaret Hibberd
1850 Roselawn Ave., Falcon Heights, MN 55113-9622
Membership Secretary Jackie Overom
14024 Frontier Lane, Burnsville, MN 55337-4728
Treasurer: Howard Berg
10107 Lakeview Dr., Minnetonka, MN 55305-2615
Past President: Eldon Hugelen
7473 West 142nd St., Apple Valley, MN 55124-8584

DIRECTORS:

Dave Johnson
5291 Matterhorn Dr., Fridley, MN 55419-1324
Tim McCauley
325 West 82nd Street, Chaska, MN 55318-3208
Kay Wolfe
2740 Florida Ave. So., St Louis Park, MN 55426-3330

THE SPRAY

The Garden Spray is published monthly by the Men's Garden Club of Minneapolis, Inc., for its members.

The Men's Garden Club of Minneapolis is a not-for-profit, equal opportunity organization.

Managing Editor & Production Manager-----Chuck Carlson

The committee: Howard Berg Sher Curry Fred Glasoe Mary Maynard
Robert Olson Jackie Overom Rich Van Sickle John Webb

Return to:

The Garden Spray

Men's Garden Club of Minneapolis, Inc.
Charles J. Carlson, Managing Editor
1001 Hackman Circle
Fridley, MN 55432-0463

First Class Mail

**FORWARDING AND RETURN
POSTAGE GUARANTEED,
ADDRESS CORRECTION
REQUESTED**