




# The Garden Spray

Bulletin of the Men's Garden Club of Minneapolis, Inc.



Affiliated with The Gardeners of America and the Minnesota State Horticultural Society

July, 2000, Volume 58, Number 7



## This Month's Program July 8 & 9, 2000

# Distinctive Gardens Public Tour

All money raised goes for Horticultural Scholarships

## Bus Tour, Saturday July 8 only

You must have a ticket and reservation

- Tours 7 gardens.
- Box lunch.
- Air conditioned buses.
- Board buses at Westwood Lutheran.
- Buses leave at 10 AM.

## Drive Yourself Tour July 8 & 9

- Tour 7 gardens.
- A green booklet is your ticket.
- Booklet gives directions.
- Gardens open 12 Noon to 5 PM each day.


## Reservations

- Reservations and money should have been in by June 30, 2000.
- Late reservations only possible by calling:
  - Bob Redmond (612-822-4109)
  - or
  - Renada Moehnke (612-891-2939)

# Club Events Preview

July 8-9-----Weekend Public Garden Tour  
August 6-----Sunday Club Tour  
August 19-20--- Food Flower & Foto Show  
September 12---Dinner Meeting--Chuck Levine

October 10 -----Dinner Meeting--  
November 14 --Dinner Meeting-- Orchids by  
Steve Gonzalez, President of Orchid Society  
December 5 ----Holiday Party



# Editorial Enticements

*Chuck Carlson Editor*

This month I have decided to devote my column to the convention, since so many of you could not attend. For whatever the reason, it is too bad that more of the members of can not attend. This goes nation wide as well as for our club. Attendance was about 255. Attendees from our club were Janet and Russ Smith, Howard and Ruth Berg and Marion and myself. We arrived at the Marriott Hotel on Thursday the 15th. Nothing was planned for this day but we did register and received our bag of information and goodies. We capped off the day having dinner with the Bergs.

The morning of the 16th came early for me since we had to be at breakfast at 7:00 AM for the kickoff of the proceedings. At 9:00 AM the convention continued with two seminars titled Perennials That Go Together and Bullet Proof Flowers For The South. The second one was presented by Jim Wilson. You probably recognize the name since he was the host of the TV program, The Victory Garden and presently has programs on Home and Garden Television (HGTV). I really thought I wouldn't get much information from a talk about flowers for the South but I found out that many of his suggestions are used by us in the North as annuals or pot plants.

The afternoon was filled with a trip to Powell Gardens which is just east of Kansas City. These gardens are relatively new but give you the impression they have been there for years. Even with a slight drizzle and a bit of walking it was an excellent garden touring experience. It had gardens of all types interspersed between walkways that though they were bituminous, surprisingly, they didn't detract from the beauty of the garden. The day ended

with a Kansas barbecue at the Mahaffie farmstead which is the last remaining stagecoach stop on trails which lead to the West. If I remember correctly, it was a starting junction for all three trails; the Santa Fe, the Oregon, and the California.


Saturday the 17th was a day of committee meetings and spouse tours. I attended meetings on Convention and Site Planning, Newsletters, and Photography while my better-half toured the Arabia City Market with its restored steamship dug up from the depths of a farm field. The day was topped off with a dinner at six and the showing of the blue ribbon winners of the slide contest. Both Lloyd Wittstock and myself had a picture in the show.

Sunday the 18th started off a half hour later with breakfast at 7:30, that extra half hour was welcomed. During breakfast they gave out the newsletter awards and for the second year in a row the *Spray* was awarded second place.

Next on the schedule was a web site seminar and the member's business meeting. The day was completed with three more gardening seminars. All were interesting and well received by the attendees. My favorite was the Ten Commandments for Successful Gardening. This seminar was begun by the presenter dressed as Moses caring the two tablets of the ten commandments. No evening meal was planned by our hosts so the day ended with the Bergs, Carlsons and Smiths going out for dinner. By the way there were only two meals not provided by the convention.

The last day completed the business meetings, tours of three home gardens and the president reception and send-off dinner with a remarkable inspirational speaker. One of the gardens contained a huge amount of plant material inter-

*(Continued on page 8)*




# President's Column

MGCM President Richie Miller

## Ritchie's Ramblings

You people are a part of a very busy club. It seems that there are several events going on at the same time - all the time. The Biennial Tour committee is busy getting the final touches on the July



Ritchie Miller  
Photo by Chuck

tour, the FFF committee is getting that event ready, the attendees at the National Convention in Kansas City just returned, the work morning at Valley Fair was just completed, the Hospitality Committee is working on making our meetings more enjoyable, work is being done at the perennial garden, and on and on. All this would be impossible if it weren't for the work of a multitude of people. This is really a wonderful club with wonderful members doing wonderful tasks. If there is anyone not involved in one of the committees, now is the time to open your directory, find the chairperson of the committee you have an interest in, and call them so you can get involved and have some fun with the rest of us.

My work has slowed to the point that I'm finally getting to plant my garden. It's nearly done for this year. Now the maintenance begins. Maintenance in my yard is the relaxing part of gardening. When I get home in the evening, I can tour the garden, and find a weed to pull or a plant that needs dead-


heading or something else. This is relaxation to me. I hope you find relaxation in your garden, too.

Enough rambling, get on with your summer. I hope it's one of the best ever.

**You know you have been  
gardening too long when...  
Looking at your compost pile  
makes you feel warm all over**

## Foto Contest

Remember that one F in the FFF show is for Fotos. Start taking those photographs for our contest. They can be slides or prints. Be positive and enter the contest. Last year, a first time exhibitor, Lloyd Weber walked away with the trophy. It could be you if you enter. The rules were provided at the last dinner meeting. If you need a copy give Chuck Carlson a call. Remember July 31 is the last date for entering your photos so snap a few pictures and enter them in the contest. For questions contact Lloyd Wittstock.



# Last Month's Program

By Andy Marlow

There's hardly a garden in Minnesota worthy of the name that doesn't contain at least one variety of daylily. There are some darn good reasons for this as Norm Baker, the June MGCN dinner speaker, pointed out. Daylilies (or *hemerocallis*) are easy to grow, tough as weeds, disease free and adaptable to almost any garden soil.

The common orange daylily (*H. Fulva*) found at old farmsteads throughout the state is testimony to the daylily's legendary toughness. These are not native plants, as many assume, but were carried across the country by pioneers wrapped in leather for as long as three months at a time. They were planted, as are daylilies today, to bring a splash of color to the landscape when little else was blooming in early summer.

Today's huge number of daylily cultivars are all ancestors of the 15 to 26 species native to China, Japan and Korea. The first hybrid daylily was developed by Reverend Yeld, a Lutheran minister, in 1893. It was a vastly better plant than either parent or any species plant. It kicked off an interest in improving the color, bloom time and hardiness of the plant that continues to this day. Right now there are some 45,400 hybrid cultivars registered with the American Hemerocallis Society.

While a clear blue daylily remains an elusive goal, daylilies are available in nearly any color—and a huge number of combinations. Norm took the audience on a slide tour of the development of daylilies, beginning with the natural orange and yellows and extending to apricot, salmon,

lavender, purple, pink, white, gold, red, green and brown. Hybridizers are also hard at work creating additional bicolors, bitones, triple edge colors, eyezones, watermarks and overlay colors.

Breeders have also improved the plant itself, especially its garden and horticultural value. Bloom times are as long as three weeks and run now into early fall. Some, like the famous *Stella d'Oro*, rebloom throughout the growing season. Some of the newest daylilies can have more than 100 buds on a single stalk. The plants can run from four inches to six feet in height (to the top of the bloom stalk).

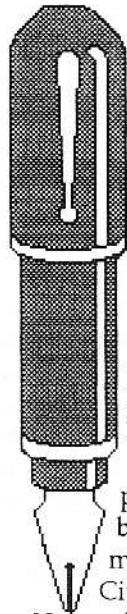

Unfortunately, many of the coolest new cultivars cannot be grown in our harsh climate. Any given cultivar can usually span about three USDA hardiness zones, so check the catalog carefully to make sure the gorgeous flower that has caught your eye can really be grown here in zone 4. Most of the hybridizers live and develop new plants in the southern states. Norm said 85% of new introductions are developed south of hardiness zone 5.

Most new daylilies are developed by people like Norm Baker, either small growers or backyard gardeners. Norm and his wife own Northstar Nursery in Rogers. They breed and sell daylilies.

Since several thousand new plants may be introduced in a single year, there are bound to be some that can be grown here, but it pays to check before investing in a high-priced new hybrid. 75-80% of daylily cultivars are priced at less than \$15.00. New introductions tend to be more costly depending on the reputation of the breeder, their uniqueness or distinctiveness, and, most importantly, the price daylily aficionados (otherwise known as fanatics) are willing to pay.

Norm provided a very extensive

(Continued on page 8)



# Board Meeting Summary

Margaret Hibberd, Secretary

Meeting Date: June 6, 2000  
All board members were present.

## President Report.

June 21-- the visions and plans for the Arboretum are being announced. National meeting is being held in Kansas City the third week in June.

Howard Berg, Chuck Carlson, and Russ Smith are attending. We had decided earlier in the year not to get our own 501C3 designation as a nonprofit.

There is still interest in piggy-backing with National on this.

Howard may inquire. There were offers to us as a club to sell horticultural products and the board decided we did not want

to be in this business.

## Vice President Report

Norm Baker will speak on daylilies at the June meeting. There are gardens the club might visit as a group, so we decided she should investigate. Norm Baker's Northstar Nursery in Rogers is one of these.

## Secretary's and Treasurer's Reports

These were presented and approved.

## New member

Junelle Hanks was approved.

## Committee Reports

Calendars-- We can order 501 calendars to be picked up at the Kansas

City meeting to save postage, so Dave and Howard will work on this with the region.

Auction--It went good with the new procedures for recording sales and only the minor complaint that there was too much stuff. There was a request to price some of the auction plants and place them in the Country Store, i.e. price some by the pack, and more things could be sold by silent auction.


Photography--The Board thanks the committee for the nice April program.

Tours--The Biennial Tour is coming along well and the August club tour is ready.

Perennial Garden-- A great planting day on June 3. Arbor Day planting of trees and shrubs was successful.

## Old Business

The brochure is done and Ritchie and Tim have completed their review of it. Kay is working toward having the handbook printed in September.



Margaret Hibberd  
Photo by Chuck

# Future Board meetings & Locations


**Tuesday, June, 27 7:30 PM**

Board of Directors meeting  
Dave Johnson's house

**Tuesday, August 1, 7:30 PM**

Board of Directors meeting  
Tim McCauley's house





# Confessions of a Lazy Gardener

By Mary Maynard



## Hardscape

Mary Maynard  
Photo by  
Lloyd Weber

I can't believe that I actually volunteered to write about hardscape in the garden. Those of you who have been constrained to visit Dart Avenue know that I have virtually no walls, structures, paths or other features in the garden. (I refuse to count black plastic landscape edging as "hardscape".)

I think one of the reasons that I don't have a lot of permanent features in my landscape is that they're, well, permanent. And I don't have enough confidence in my judgement to know for sure that whatever I put up will look like it belongs where I put it. I've seen a lot of wonderful arbors, porticoes, gazebos, etc. that look wonderful in their settings. But I've also seen a few that leave me wondering what on earth the owner had in mind.

I also fear that anything I install might lead to that speculation, even from myself. So I wait for inspiration to seize me. Or, I put off making a decision about an arbor. I dawdle while others install fountains and paths.

The only hardscape that we have put in at Dart Avenue is a brick patio outside our back door. I am proud to say that after excavation, the discovery of a hitherto-unknown well, transportation of Class 5 aggregate, sand, pavers and a plate tamper up the hill to the back yard in wheelbarrows, and leveling and installation, we not only have a usable


patio: we also remain married. It wasn't actually all that hard. We went to a "seminar" at the brick store, plotted it out, calculated the requirements for brick, sand, and Class 5, and we were in business. My only regret is that I never got to run the plate tamper. The whole project wasn't as easy as it looks on "Hometime", but it wasn't too bad.

We've also replaced a few sections of our sidewalk that goes around the house. Surprisingly, the original sidewalk, which was only about an inch thick, had not held up well. Again, this isn't too difficult for anyone who has watched home improvement shows. But it does pay to double-check the calculations so you don't get halfway through pouring concrete before realizing you should have gotten 12 bags of Sackrete, not six. And it helps if the neighbors will keep their dogs inside until everything is set up.

We have a few projects that will need to be taken care of sometime. The old grapevine that was here when I bought the house needs better support than it has, so I've been planning to put in a couple of real fenceposts and run some wire between them. And I need some sort of support for the Clematis, now that the old apple tree stump blew down. I tried growing it up through my 'Robusta' rosebush last year, and that didn't work out all that well for either the Clematis or the rosebush.. There are also more sidewalk sections that need replacing.

The biggest project that is staring at us is repair or replacement of our retaining walls on each side of the driveway into our tuckunder garage. If you visit our place on the August tour, you'll see the problem in strong relief. These walls are made of the same 80-year-old brick that our house is built of, and moisture and settling have caused big cracks and general deteriora-

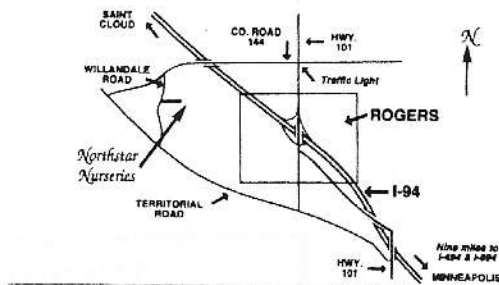
*(Continued on page 8)*



# An Invitation

## Visit Northstar Nurseries For A Hemerocallis Quest

Remember the invention of our last program presenter? If the answer is no here is a reminder. Norm invited anyone to come for a visit on Tuesday, July 18. Norm said he would give us a private tour and show us all those fantastic daylilies he expounded on during our last program. Fill up your car with friends and meet at the nursery. Be there at 7 PM and be amazed at all the varieties you will see. Below is a map of its location.



**You know you have been  
gardening too long when...  
your weeds and you have  
become friends.**

# The Potato

*Author unknown*

You know that all potatoes have eyes. Well, Mr. and Mrs. Potato had eyes for each other and they finally got married and had a little one...a real sweet potato, whom they called 'Yam.' They wanted the best for little Yam, telling her all about the facts of life. They warned her about going out and getting half baked because she could get Mashed, get a bad name like 'Hot Potato,' and then end up with a bunch of Tater Tots.


She said not to worry, "No Mr. McSpud would get her in the sack and make a Rotten Potato out of her!" But she wouldn't stay home and become a Couch Potato either. She would get plenty of food and exercise so as not to be skinny like her Shoestring cousins Mr. and Mrs. Fried Potato.

They even told her about going off to Europe and to watch out for the Hard Boiled guys from Ireland. And even the greasy guys from France called the French Fries. They also said she should watch out for the Indians when going out west because she could get Scalloped.

She told them she would stay on the straight and narrow and wouldn't associate with those high class Blue Belles or the ones from the other side of the tracks who advertise their trade on all the trucks you see around town that say, 'Frito Lay.'

Mr. & Mrs. Potato wanted the best for Yam, so they sent her to Idaho P.U., that's Potato University, where the Big Potatoes come from. When she graduates, she'll really be in the Chips. But one day she came home and said she was going to marry Tom Brokaw. Mr. and Mrs. Potato were very upset and said she couldn't marry him because he's just a

COMMON TATER!!!!.....



## Program

(Continued from page 4)

handout to use to follow along with his talk. If you, gentle reader, want to know more and perhaps get the names of some interesting cultivars, I would be happy to loan you my copy. He also suggested consulting *Eureka! Daylily Reference Guide* by Greg and Kay Gregory for more information.

Norm concluded by saying "very few perennials give you as much value for your garden as do daylilies. They can form the backbone of the late spring and full summer color scheme for your garden. With wonderfully complex patterns of color and texture, you can design and develop your garden like an artist develops a painting. This is why daylilies have become the most popular full sun perennial."

## Editorial

(Continued from page 2)

spersed among at least a hundred dwarf conifers.

All in all we had an enjoyable experience and a delightful vacation. I hope our convention in 2001 is as well planned as this one was and I hope all our members will attend and volunteer for the various tasks. Let's show the other clubs a good time and some *Gardening Fun in 2001*.

## Hardscape

(Continued from page 6)

tion. In my mind, this would not be a do it yourself project, and I am putting it off as long as possible — until the checkbook balance is favorable, which may be never. In the meantime, I am looking into growing vines over it until the checkbook balance sees it my way. In my experience, vines can be very helpful. I am growing grapevines over the frame of an old swing set in the back yard. This works reasonably well except for the fact that the telephone line runs directly above the frame, and I periodically have to clamber up a ladder and hack back a few vines off the phone line so those telemarketers can reach us at dinnertime. A little ladder work never hurt anybody! Where are my pruning shears?


### Wanted

Articles for the "Spray".

□□□□□

**There is presently no backlog so do your best to write us an article. If you don't, we may have some very short newsletters. This issue is cut by two pages**





# Miscellaneous Happenings or News from the Gardening World

## Perennial Garden

Work dates are:  
July 1, July 15, August 12, August 26,  
September 9, September 23, and October 7  
We need your help to stay on top of  
the weeds.

## Tri City Flower Show

August 5-6 Southtown Center in  
Bloomington.

## Mid-America Regional Conference

Mens Garden Club of Des Moines will host  
a one day conference for the Mid-America  
Region. It will be held on September 23,  
2000. A great program is planned and it  
will provide you with a chance to visit  
TGOA Headquarters. Watch for an-  
nouncements.

## State Fair



The Minnesota State Fair runs from  
August 24 to September 4th. The Minne-  
sota State Horticultural Society needs  
your help. Volunteer by calling 651-643-  
3601. You will get a free ticket to the fair.  
The dahlia show on September 3-4. Check  
the paper to see other shows are also  
being held at the fair.

## Dahlia Show

The Minnesota Dahlia Society has a  
Dahlia show at Northtown Mall on  
September 16-17. For information call  
Jerry 432-9575

## FFF Show & Tours

Our club shows and tours are in August.  
See page one for dates.



# MEN'S GARDEN CLUB OF MINNEAPOLIS, INC.

## Inside:

Page 1	Programs
Page 2	Editorial Enticements
Page 3	President's Column
Page 4	Last Month's Program Report
Page 5	Board Meeting Summary
Page 6	Confessions
Page 7	Invitation The Potato
Page 8	Continued articles Wanted
Page 9	News items

## CLUB OFFICERS:

President: Ritchie Miller  
4249 Twin Oak Lane, Robbinsdale, MN 55422-1336  
Vice-President: Carole Ann Brekke  
709 Rushmore Drive, Burnsville, MN 55306-5161  
Recording Secretary: Margaret Hibberd  
1850 Roselawn Ave., Falcon Heights, MN 55113-9622  
Membership Secretary Jackie Overom  
14024 Frontier Lane, Burnsville, MN 55337-4728  
Treasurer: Howard Berg  
10107 Lakeview Dr., Minnetonka, MN 55305-2615  
Past President: Eldon Hugelen  
7473 West 142nd St., Apple Valley, MN 55124-8584

## DIRECTORS:

Dave Johnson  
5291 Matterhorn Dr., Fridley, MN 55419-1324  
Tim McCauley  
325 West 82nd Street, Chaska, MN 55318-3208  
Kay Wolfe  
2740 Florida Ave. So., St. Louis Park, MN 55426-3330

## THE SPRAY

*The Garden Spray* is published monthly by the Men's Garden Club of Minneapolis, Inc., for its members.

The Men's Garden Club of Minneapolis is a not-for-profit, equal opportunity organization.

Managing Editor & Production Manager-----Chuck Carlson

The committee: Howard Berg    Sher Curry    Fred Glasoe    Mary Maynard  
Robert Olson    Jackie Overom    Rich Van Sickle    John Webb

Return to:

# The Garden Spray

Men's Garden Club of Minneapolis, Inc.  
Charles J. Carlson, Managing Editor  
1001 Hackman Circle  
Fridley, MN 55432-0463

**First Class Mail**

**FORWARDING AND RETURN  
POSTAGE GUARANTEED,  
ADDRESS CORRECTION  
REQUESTED**